



**BOARD OF DIRECTORS MEETING  
TO BE HELD  
March 14<sup>th</sup>, 2022, at 11:00 a.m.  
Via Zoom**

**NOTICE & PROPOSED AGENDA**

***Please Note: Due to COVID-19, the Board of Directors meeting will be held by Zoom Conference.***

***Please sign in at***

***(Meeting ID: 818 4874 7868) or call by phone at 312-626-6799,***

**TAKE NOTICE** that on March 14<sup>th</sup>, 2022, at 11:00 a.m. via Zoom, the Grove Community Improvement District (the "District") will hold its public Monthly Meeting to consider and act upon the matters on the following tentative agenda and such other matters as may be presented at the meeting and determined to be appropriate for discussion at that time.

1. Call to Order
2. Approval of Previous Minutes
3. Chairs Report & Announcement of the Order of Business
4. Public Comments & Questions (limited to 5 minutes per speaker)
5. Committee Reports:
  - a. Safety and Security Committee (Kelly Spencer)
    - i. Survey Assessment
    - ii. Patrol Management RFP
  - b. Executive & Finance Committees (Matt Bauer)
    - i. Financial Reports
    - ii. 2023 Budget Draft
6. Administrator's Report
  - a. Assessment Renewal (Approval)
7. Other Business

**This meeting is open to the public;** provided, however, that a portion of the meeting may be closed pursuant to Section 610.021 RSMo with explicit notice of the reason for closure.

Representatives of the news media may obtain copies of this notice, and persons with disabilities wishing to attend can contact: Park Central Development, 4512 Manchester #100, St. Louis, 63110, (314)535-5311.

**DATE POSTED: 3/10/2022**

**Time: 5:00 PM**

**• The Grove Community Improvement District •**

4512 Manchester #100 Saint Louis, MO 63110 (314) 535-5311

<http://www.thegrovestl.com/>

**Grove CID Board of Director Meeting**  
**February 14<sup>th</sup>, 2022 at 11:00 AM**  
**at 4512 Manchester, St. Louis, MO 63110**

**Board Members Present:** K. Kenter, K. Spencer, N. Griffin, D. Bellon, M. Bauer, Guy Slay, C. Schloss

**Board Members Absent:** F. Mohammad, S. Myers, T. Telnikova

**Others in Attendance:** Alderwoman Rina Pihl, Ron Coleman (St. Louis City), Ashley Johnson (Park Central Development), Cordell Whitlock (Forest Park Forever), Michael Browning (Public)

- 1. Call to Order:** K. Kenter called the meeting to order at 11:02 AM.
- 2. Approval Pervious Months Minutes:** G. Slay motioned to approve the meeting minutes; D. Bellon seconded the motion. All in favor, motion approved.
- 3. Chairs Report & Announcement of the Order of Business:** None.
- 4. Public Comments and Questions:**
  - a. C. Whitlock, on behalf of Forest Park Forever, gave an update on the Steinberg project. He asked the Board and the public to complete a survey asking about their preferences for year-round activities.
  - b. M. Browning, VP of the Forest Park South Neighborhood Association, asked who is responsible for snow removal along the sidewalks. K. Kenter noted that the Grove CID is not responsible. R. Coleman mentioned that the property owners are responsible for snow removal along the sidewalks, in front of their property. G. Slay and D. Bellon noted that this is something the Public Service Committee will be looking into.
- 5. Committee Reports:**
  - a. Safety and Security Committee:
    - i. A. Johnson presented the Safety Assessment Survey results. K. Kenter noted that that the Committee asked A. Johnson to send the survey to district property owners.
    - ii. The Committee approved a Security Management RFP to service patrols.
  - b. Executive & Finance Committee:
    - i. Board reviewed finance report. D. Bellon mentioned to approve the finance report. N. Griffin seconded the motion. All in favor, motion approved.
  - c. Public Service Committee:
    - i. G. Slay noted that the Committee is currently looking at prices to clean up the district trash bins and planters. The Committee would like to update next year's holiday decorations. Lastly, the Committee will be reviewing landscaping and trash removal contracts.
- 6. Administrator's Report:**
  - a. A. Johnson noted that the district special assessment will be expiring at the end of the year. The Board asked A. Johnson to present a service contract for the assessment renewal. D. Bellon mentioned moving forward with the assessment renewal and reviewing the PCD service proposal. M. Bauer seconded the motion. All in favor, motion approved.

- 7. Adjournment:** D. Bellon mentioned to adjourn. G. Slay seconded the motioned. Meeting adjourned at 11:38 AM.

DRAFT

# **The Grove CID Safety Assessment Survey**

## Businesses:

**15**

Total Responses

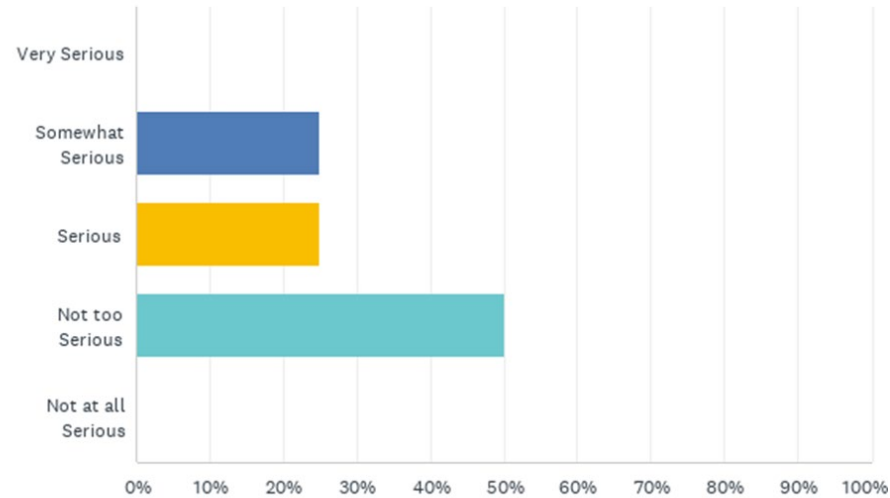
## Property Owners:

**4**

Total Responses

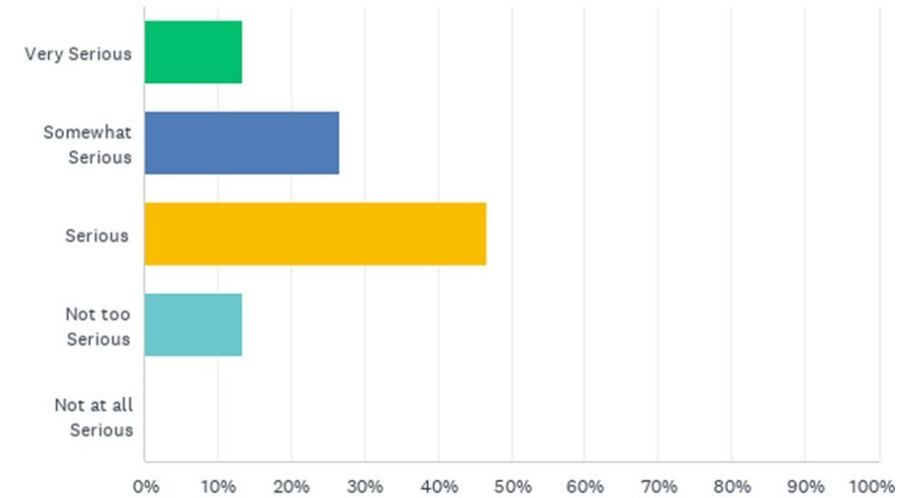
# Q1: Please rate how serious you feel the level of crime is in the Grove?

- Businesses



ANSWER CHOICES	RESPONSES
Very Serious	0.00% 0
Somewhat Serious	25.00% 1
Serious	25.00% 1
Not too Serious	50.00% 2
Not at all Serious	0.00% 0
TOTAL	4

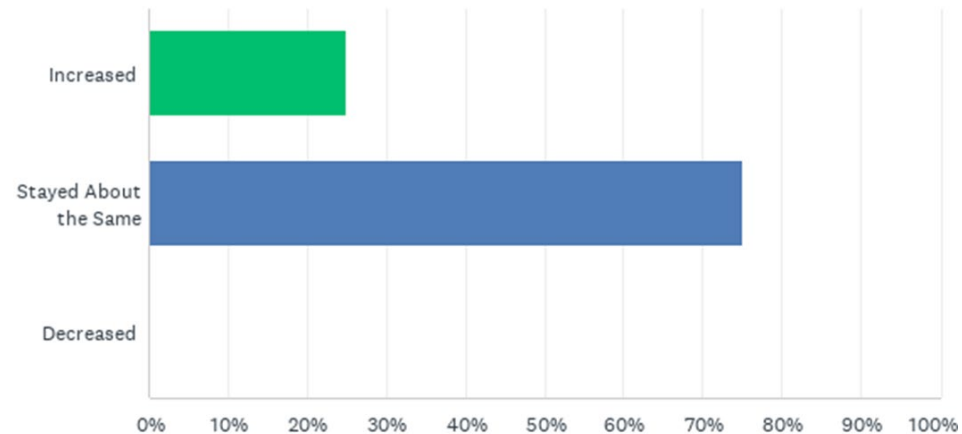
- Property Owners



ANSWER CHOICES	RESPONSES
Very Serious	13.33% 2
Somewhat Serious	26.67% 4
Serious	46.67% 7
Not too Serious	13.33% 2
Not at all Serious	0.00% 0
TOTAL	15

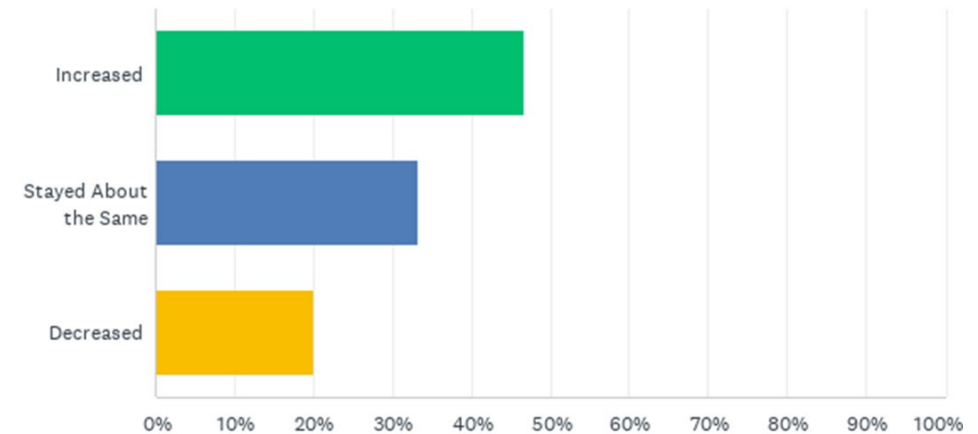
# Q2: In the past three years would you say the level of crime in the Grove has increased, stayed about the same, or decreased?

## • Businesses



ANSWER CHOICES	RESPONSES
Increased	25.00% 1
Stayed About the Same	75.00% 3
Decreased	0.00% 0
TOTAL	4

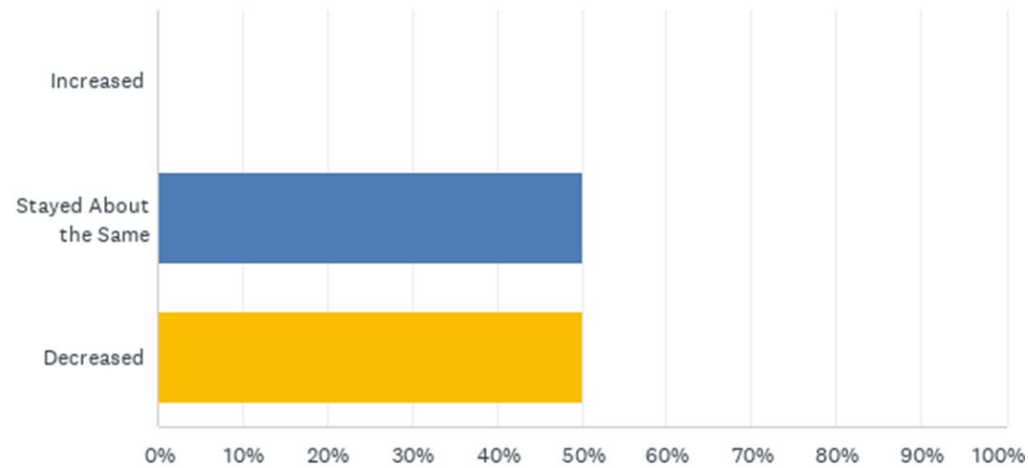
## • Property Owners



ANSWER CHOICES	RESPONSES
Increased	46.67% 7
Stayed About the Same	33.33% 5
Decreased	20.00% 3
TOTAL	15

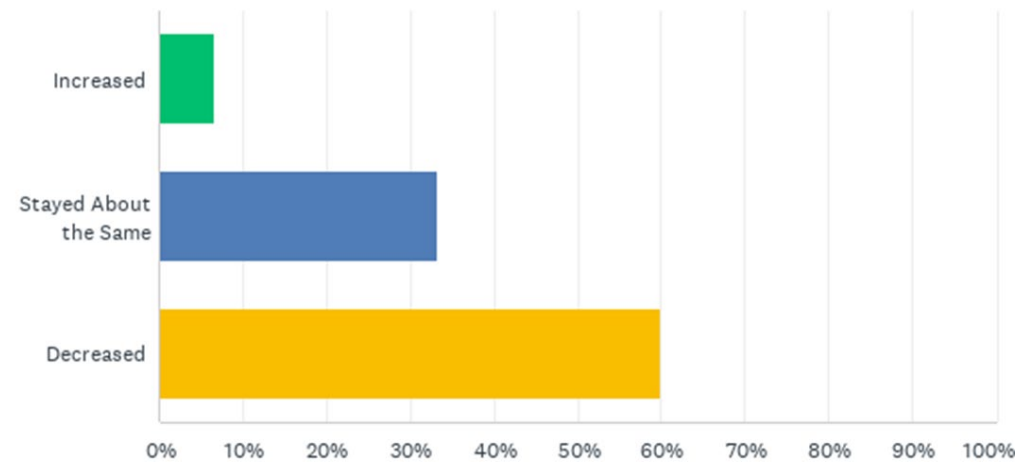
# Q3: Would you say the level of police protection in the Grove has increased, stayed about the same, or decreased over the past three years?

- Businesses



ANSWER CHOICES	RESPONSES
Increased	0.00% 0
Stayed About the Same	50.00% 2
Decreased	50.00% 2
TOTAL	4

- Property Owners

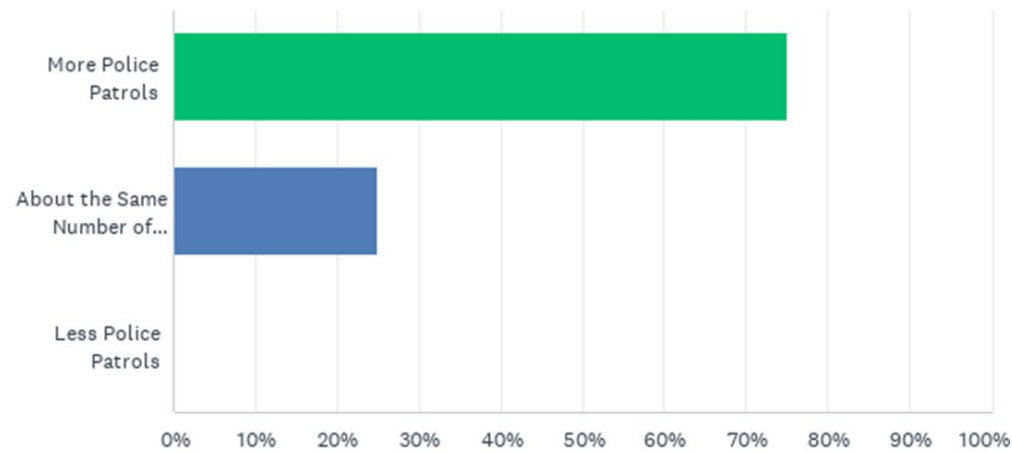


ANSWER CHOICES	RESPONSES
Increased	6.67% 1
Stayed About the Same	33.33% 5
Decreased	60.00% 9
TOTAL	15



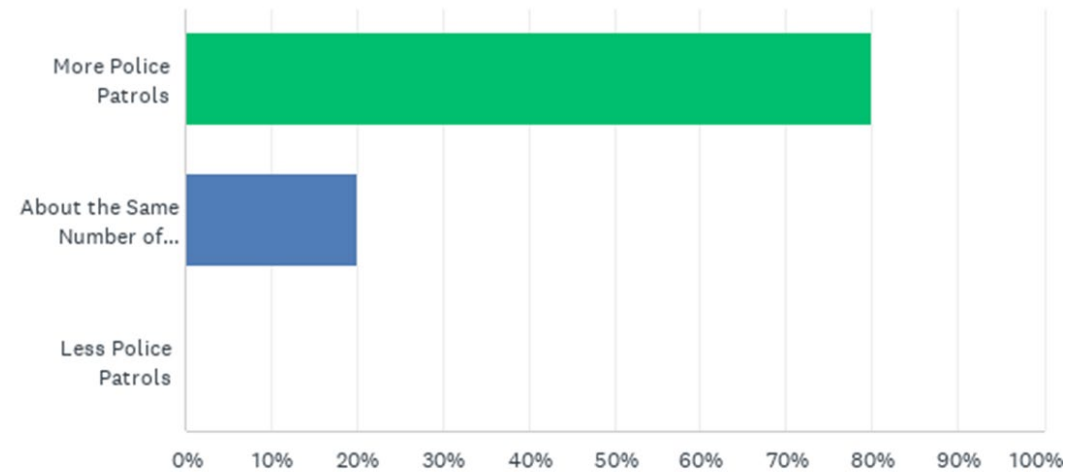
# Q4: Do you feel there need to be more police patrols, about the same number of police patrols, or less police patrols in your community?

## • Businesses



ANSWER CHOICES	RESPONSES
More Police Patrols	75.00% 3
About the Same Number of Police Patrols	25.00% 1
Less Police Patrols	0.00% 0
TOTAL	4

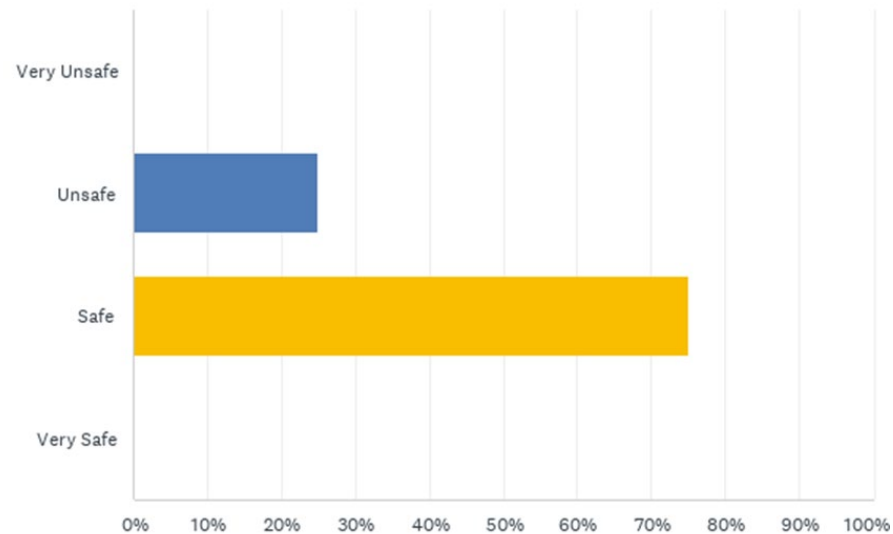
## • Property Owners



ANSWER CHOICES	RESPONSES
More Police Patrols	80.00% 12
About the Same Number of Police Patrols	20.00% 3
Less Police Patrols	0.00% 0
TOTAL	15

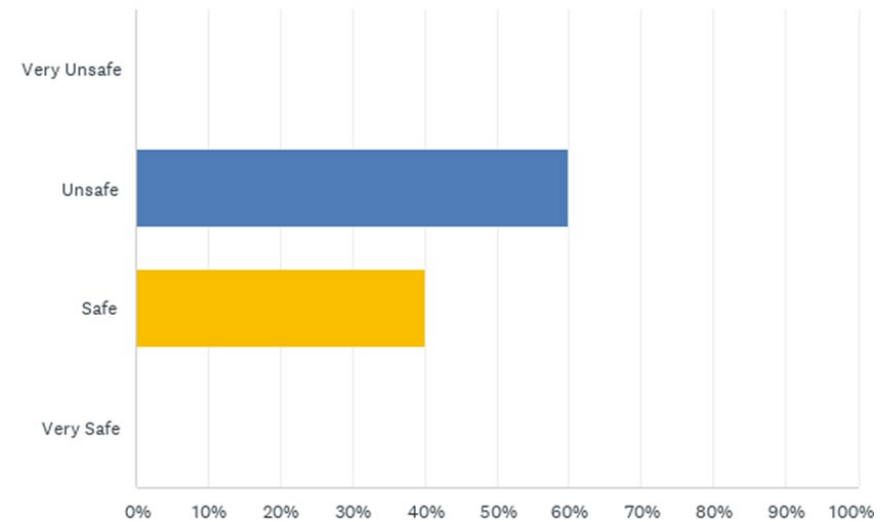
# Q5: How safe do you feel in the Grove?

## • Businesses



ANSWER CHOICES	RESPONSES
Very Unsafe	0.00% 0
Unsafe	25.00% 1
Safe	75.00% 3
Very Safe	0.00% 0
TOTAL	4

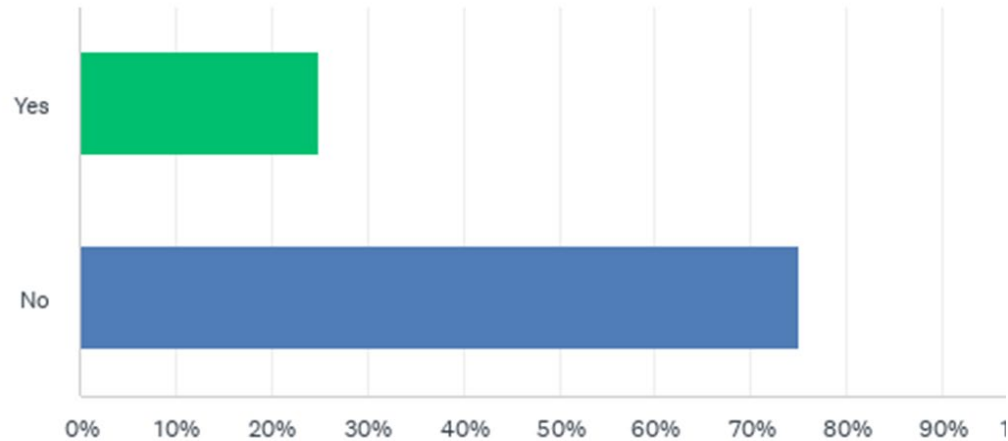
## • Property Owners



ANSWER CHOICES	RESPONSES
Very Unsafe	0.00% 0
Unsafe	60.00% 9
Safe	40.00% 6
Very Safe	0.00% 0
TOTAL	15

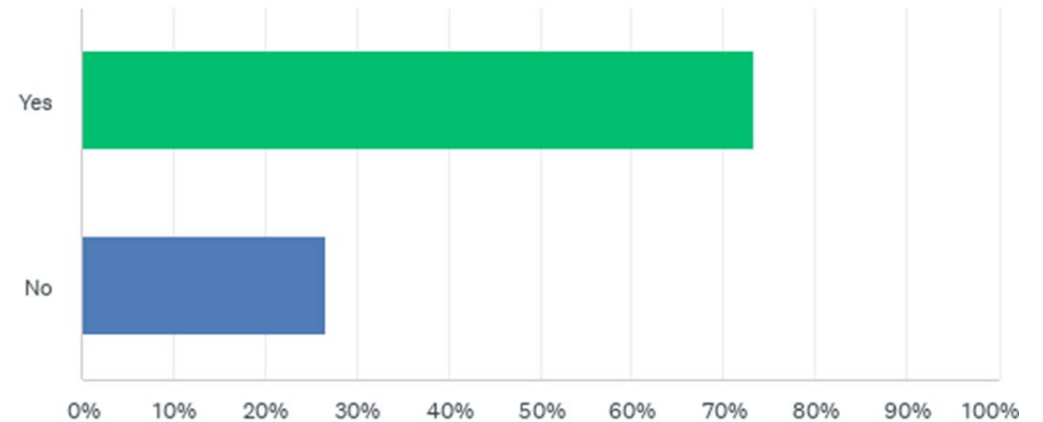
# Q6: In the past three years, have you or a member of your household been a victim of crime in the Grove?

- Businesses



ANSWER CHOICES	RESPONSES
Yes	25.00% 1
No	75.00% 3
TOTAL	4

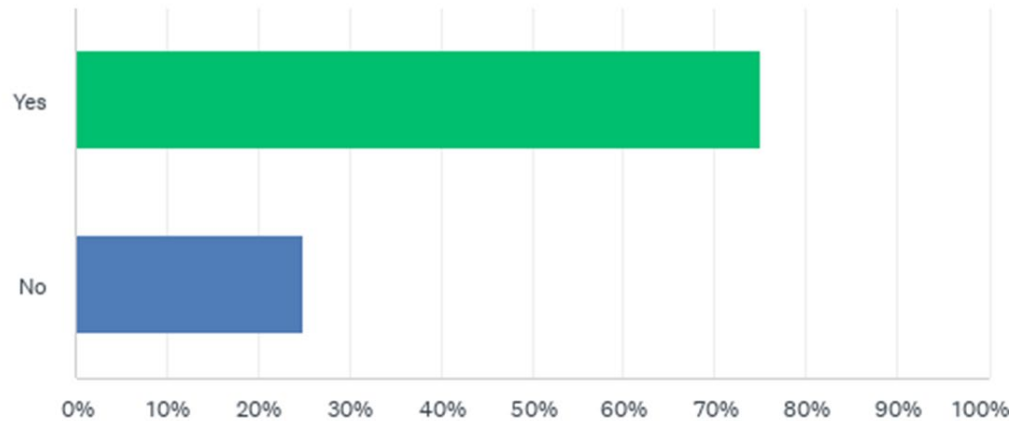
- Property Owners



ANSWER CHOICES	RESPONSES
Yes	73.33% 11
No	26.67% 4
TOTAL	15

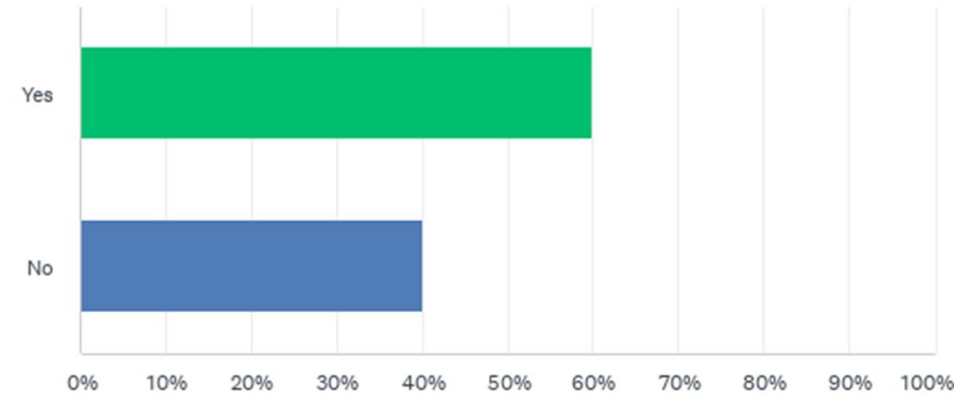
# Q7: Recently, have you increased any security safeguards within or around your property?

## • Businesses



ANSWER CHOICES	RESPONSES	
Yes	75.00%	3
No	25.00%	1
TOTAL		4

## • Property Owners



ANSWER CHOICES	RESPONSES	
Yes	60.00%	9
No	40.00%	6
TOTAL		15

# Q8: What do you feel is the main source of crime in the Grove?

---

## • Businesses

#	RESPONSES
1	I feel crime in the Grove aligns with trends throughout STL City.
2	unwanted visitors
3	Petty thieves.
4	Car break-ins and gun activity
5	Theft
6	Criminals are the main source of crime.
7	Car break ins
8	Automobile window break-ins.
9	non resident opportunists
10	car breakin
11	property damage; hit and runs
12	drug dealer(s), thives
13	Petty theft, car breakins, etc. Speeding cars on Manchester are insane. All day long.

## • Property Owners

#	RESPONSES
1	unwanted visitors
2	My business has never been a victim of crime so I am unsure.
3	lighting on papin = easy escape street.

# Q9: What, if anything, do you feel could be done to decrease crime in the Grove

---

## • Businesses

#	RESPONSES
1	ways for neighborhood businesses and residents to get to know each other/ collaborate. Neighborhood foot/ bike patrol.
2	more law enforcement presence
3	Not sure, besides more patrols. Our lot has multiple cars broken into weekly. We've had cars stolen, people mugged, our building was robbed, someone tried to throw a brick through the glass. Vandalism of our landscaping and property is a normal occurrence. I don't know how to decrease that.
4	Car break-ins and gun activity
5	Designated security in parking lots.
6	More police patrols. Bring back patrol company from a year ago. Current company is not good.
7	bring TCF back
8	More Police on patrol in area
9	increase security
10	more patrols
11	get a better safety committee
12	better vehicular signage, road lines repainted, make it easier to see oncoming traffic from side roads
13	arrest the drug dealer(s) and more police presence
14	More cops, particularly on foot.

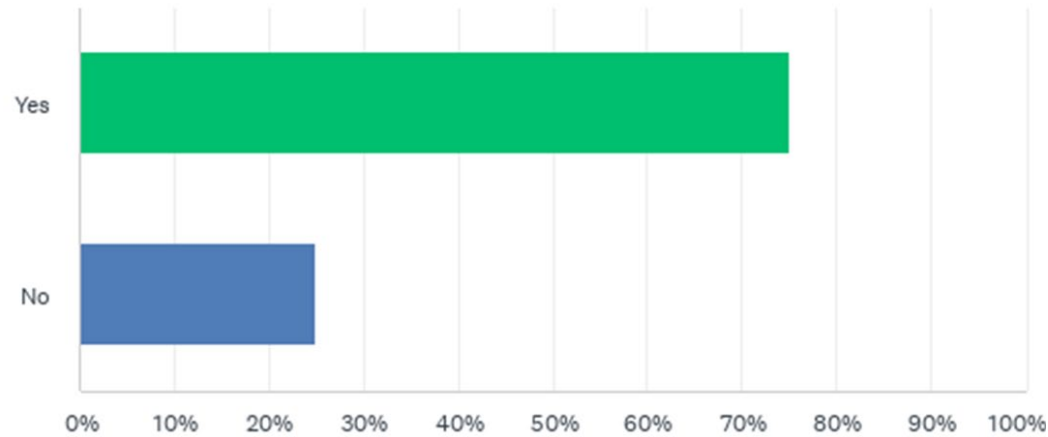
## • Property Owners

#	RESPONSES
1	more cameras, more patrols
2	Have a better committee
3	I think if there is a crime issue it seems like you all are taking great steps towards making change and I appreciate that.
4	neighboring streets need to be well lit around manchester!!

# Q10: Have you heard about the Grove Community Improvement District (CID) Safety and Security Committee?

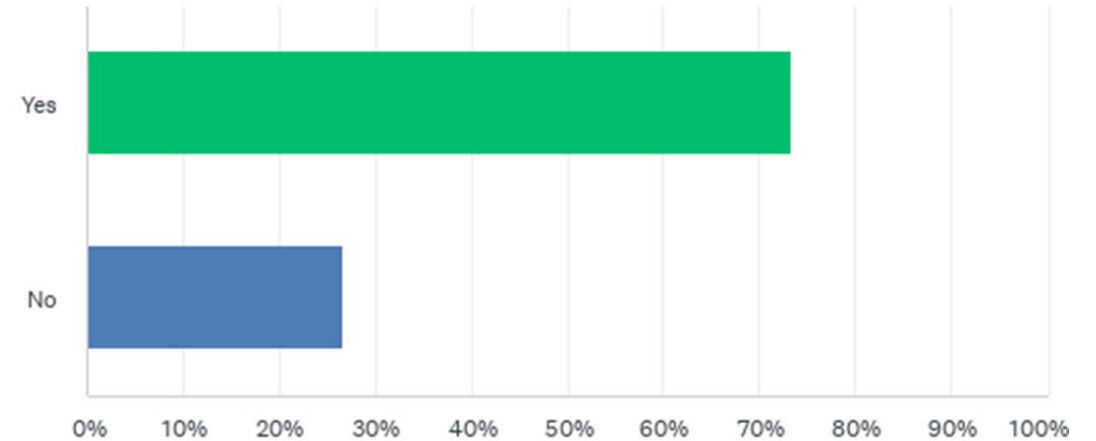
---

- Businesses



ANSWER CHOICES	RESPONSES
Yes	75.00% 3
No	25.00% 1
TOTAL	4

- Property Owners



ANSWER CHOICES	RESPONSES
Yes	73.33% 11
No	26.67% 4
TOTAL	15

## The Grove Community Improvement District

## Balance Sheet

03/02/22

As of February 28, 2022

Accrual Basis

	<u>Feb 28, 22</u>
<b>ASSETS</b>	
<b>Current Assets</b>	
<b>Checking/Savings</b>	
1072 · Bill.com Money Out Clearing	-6,531.25
Operating (9310)	111,084.01
Sales and Use Tax (0668)	305,792.03
<b>Total Checking/Savings</b>	<u>410,344.79</u>
<b>Total Current Assets</b>	410,344.79
<b>Fixed Assets</b>	
Accumulated Amort-Intangible As	-11,775.00
Intangible Assets	11,775.00
<b>Total Fixed Assets</b>	<u>0.00</u>
<b>TOTAL ASSETS</b>	<b><u>410,344.79</u></b>
<b>LIABILITIES &amp; EQUITY</b>	
<b>Liabilities</b>	
<b>Current Liabilities</b>	
Accounts Payable	
20000 · Accounts Payable	-17,031.11
<b>Total Accounts Payable</b>	<u>-17,031.11</u>
<b>Total Current Liabilities</b>	<u>-17,031.11</u>
<b>Total Liabilities</b>	-17,031.11
<b>Equity</b>	
30000 · Opening Balance Equity	5,620.00
32000 · Retained Earnings	290,267.99
Net Income	131,487.91
<b>Total Equity</b>	<u>427,375.90</u>
<b>TOTAL LIABILITIES &amp; EQUITY</b>	<b><u>410,344.79</u></b>



## The Grove Community Improvement District Profit & Loss Budget Performance

February 2022

	Feb 22	Jul '21 - Feb 22	YTD Budget	Annual Budget
<b>Ordinary Income/Expense</b>				
<b>Income</b>				
<b>40000 · Revenue</b>				
46400 · Reserves	0.00	0.00	138,000.00	207,000.00
46430 · Miscellaneous Revenue	0.00	3,126.45		
41000 · Parking Lot Revenue	0.00	585.00		
40150 · Special Assessments	10,048.53	105,949.60	93,000.00	93,000.00
40100 · CID 1% Sales and Use Tax	25,496.62	275,193.04	133,333.32	200,000.00
2015 Special Assessments	0.00	844.64		
40200 · Interest Earnings	22.48	84.48		
<b>Total 40000 · Revenue</b>	<b>35,567.63</b>	<b>385,783.21</b>	<b>364,333.32</b>	<b>500,000.00</b>
<b>Total Income</b>	<b>35,567.63</b>	<b>385,783.21</b>	<b>364,333.32</b>	<b>500,000.00</b>
<b>Gross Profit</b>	<b>35,567.63</b>	<b>385,783.21</b>	<b>364,333.32</b>	<b>500,000.00</b>
<b>Expense</b>				
60270 · Sponsorships	0.00	54,500.00	26,666.68	40,000.00
<b>60100 · Administrative Support</b>				
<b>60110 · Administration-Park Central</b>				
60110-A · Special Assignments	0.00	10,000.00	10,000.00	10,000.00
60110 · Administration-Park Central - Other	0.00	38,010.00	25,340.00	50,680.00
<b>Total 60110 · Administration-Park Central</b>	<b>0.00</b>	<b>48,010.00</b>	<b>35,340.00</b>	<b>60,680.00</b>
60135 · General Liability Insurance	0.00	19,527.55	20,000.00	20,000.00
60140 · Audit Services	0.00	16,000.00	4,000.00	4,000.00
60130 · Directors & Officers Insurance	0.00	0.00	814.00	814.00
60170 · Storage Facility	52.66	421.28	466.64	699.96
60150 · Legal Services	0.00	3,794.50	2,000.00	3,000.00
60165 · Miscellaneous	0.00	2,640.00		
60115 · Postage/Office Supplies	0.00	47.80	166.68	250.00
<b>Total 60100 · Administrative Support</b>	<b>52.66</b>	<b>90,441.13</b>	<b>62,787.32</b>	<b>89,443.96</b>
<b>60400 · Public Services</b>				
60410 · Litter Control	3,725.00	31,233.40	26,133.36	39,200.00
60420 · Landscaping	0.00	0.00	5,876.00	5,876.00
<b>Total 60400 · Public Services</b>	<b>3,725.00</b>	<b>31,233.40</b>	<b>32,009.36</b>	<b>45,076.00</b>
<b>60200 · Marketing</b>				
60210 · Advertising	0.00	0.00	2,666.68	4,000.00
60215 · Promotional Materials	215.00	7,089.00	1,000.00	1,500.00
60220 · Website & Design Services	1,000.00	6,143.88	3,113.36	4,670.00
<b>Total 60200 · Marketing</b>	<b>1,215.00</b>	<b>13,232.88</b>	<b>6,780.04</b>	<b>10,170.00</b>
<b>60300 · Public Improvements</b>				
60315 · Street Lighting Impr-Electricit	854.12	3,525.06	4,000.00	6,000.00
60325 · Holiday Decorations	0.00	0.00	3,500.00	3,500.00
60310 · Grove Signs Electricity	199.81	1,536.45	1,200.00	1,800.00
60320 · Grove Signs Repairs & Mnt	0.00	4,185.00	76,000.00	114,000.00
<b>Total 60300 · Public Improvements</b>	<b>1,053.93</b>	<b>9,246.51</b>	<b>84,700.00</b>	<b>125,300.00</b>
<b>60500 · Security &amp; Public Safety</b>				
60510 · Administration-Security	0.00	8,250.00	22,000.00	33,000.00

## The Grove Community Improvement District Profit & Loss Budget Performance

February 2022

	Feb 22	Jul '21 - Feb 22	YTD Budget	Annual Budget
60530 · Thursday Security Patrols	0.00	8,742.50	27,840.00	41,760.00
60531 · Friday Security Patrols	0.00	13,850.00	27,840.00	41,760.00
60532 · Saturday Security Patrols	0.00	14,228.88	27,840.00	41,760.00
60533 · Sunday Security Patrols	0.00	4,080.00	9,280.00	13,920.00
60534 · Other Security Patrols	0.00	6,490.00	11,700.00	17,550.00
<b>Total 60500 · Security &amp; Public Safety</b>	<b>0.00</b>	<b>55,641.38</b>	<b>126,500.00</b>	<b>189,750.00</b>
<b>Total Expense</b>	<b>6,046.59</b>	<b>254,295.30</b>	<b>339,443.40</b>	<b>499,739.96</b>
<b>Net Ordinary Income</b>	<b>29,521.04</b>	<b>131,487.91</b>	<b>24,889.92</b>	<b>260.04</b>
<b>Net Income</b>	<b><u>29,521.04</u></b>	<b><u>131,487.91</u></b>	<b><u>24,889.92</u></b>	<b><u>260.04</u></b>

## The Grove Community Improvement District Transaction List by Vendor

Type	Date	Num	February 2022 Memo	Split	Amount
<b>A T Building Maintenance/Anthony Trotter</b>					
Bill	02/09/2022	1333	Street Cleaning/	60410 · Litter Control	-3,725.00
<b>Ameren Missouri- 4052 Chouteau ave sign</b>					
Bill	02/10/2022	0594144027-Jan 2022	4052 Chouteau Sign - 0594144027	60310 · Grove Signs Electricity	-82.17
<b>Ameren Missouri- 924 talmage ave</b>					
Bill	02/17/2022	0825140010-Jan 2022	0825140010-Talmage	60310 · Grove Signs Electricity	-46.23
<b>Ameren MO- 4510 Manchester ave, sign</b>					
Bill	02/10/2022	0606084003-Jan 2022	Grove Signs Lighting - 0606084003	60310 · Grove Signs Electricity	-71.41
<b>Ameren MO- 4512 Manchester ave unit 100</b>					
Bill	02/10/2022	0324031025-Jan 2022	0324031034 Pedestrian Lighting	60315 · Street Lighting Impr-Electricit	-471.06
Bill	02/17/2022	0324031034-Jan 2022	0324031034 Pedestrian Lighting	60315 · Street Lighting Impr-Electricit	-383.06
<b>Engagetaste</b>					
Bill	02/01/2022	18	Website - Social Media- January 2022	60220 · Website & Design Services	-1,000.00
<b>Gordon Connaghan</b>					
Bill	02/25/2022	2.25.22	Photographer for social media	60215 · Promotional Materials	-150.00
<b>Park Central Development Corporation*</b>					
Bill	02/15/2022	2022-02-15	Recurring Bill Reimburse for Storage Facility	60170 · Storage Facility	-52.66
<b>Zane Williams, Inc</b>					
Bill	02/17/2022	049441	Grove Fest Banners	60215 · Promotional Materials	-65.00
<b>Bills Paid in February 2022</b>					<b>-6,046.59</b>

The Grove Community Improvement District  
Profit & Loss Budget Performance  
July 2021 through January 2022

Grove	Jul '21 - Jan 22	Feb-Jun act	Projected FY 2022
<b>Ordinary Income/Expense</b>			
<b>Income</b>			
<b>40000 · Revenue</b>			
46400 · Reserves	0.00		
46430 · Miscellaneous Revenue	3,126.45		
41000 · Parking Lot Revenue	585.00		
40150 · Special Assessments	95,901.07		95,901.07
40100 · CID 1% Sales and Use Tax	249,696.42	100,000.00	349,696.42
2015 Special Assessments	844.64		
40200 · Interest Earnings	62.00		
<b>Total 40000 · Revenue</b>	<b>350,215.58</b>		<b>445,597.49</b>
<b>Total Income</b>	<b>350,215.58</b>		
<b>Gross Profit</b>	<b>350,215.58</b>		<b>445,597.49</b>
<b>Expense</b>			
60270 · Sponsorships	54,500.00		54,500.00
<b>60100 · Administrative Support</b>			
<b>60110 · Administration-Park Central</b>			
60110-A · Special Assignments	10,000.00		10,000.00
60110 · Administration-Park Central - Other	38,010.00		50,680.00
<b>Total 60110 · Administration-Park Central</b>	<b>48,010.00</b>		<b>60,680.00</b>
60135 · General Liability Insurance	19,527.55		19,527.55
60140 · Audit Services	16,000.00		16,000.00
60130 · Directors & Officers Insurance	0.00		
60170 · Storage Facility	368.62	283.30	651.92
60150 · Legal Services	3,794.50		3,794.50
60165 · Miscellaneous	2,640.00		2,640.00
60115 · Postage/Office Supplies	0.00		
<b>Total 60100 · Administrative Support</b>	<b>90,340.67</b>		<b>42,613.97</b>
<b>60400 · Public Services</b>			
60410 · Litter Control	27,508.40	17,500.00	45,008.40
60420 · Landscaping	0.00	4,000.00	4000
<b>Total 60400 · Public Services</b>	<b>27,508.40</b>		<b>49,008.40</b>
<b>60200 · Marketing</b>			
60210 · Advertising	0.00		
60215 · Promotional Materials	6,874.00		6,874.00
60220 · Website & Design Services	5,143.88	5,750.00	10,893.88
<b>Total 60200 · Marketing</b>	<b>12,017.88</b>		<b>17,767.88</b>
<b>60300 · Public Improvements</b>			
60315 · Street Lighting Impr-Electricit	2,670.94	381.56	8,670.94
60325 · Holiday Decorations	0.00		
60310 · Grove Signs Electricity	1,336.64	190.95	1,527.59
60320 · Grove Signs Repairs & Mnt	4,185.00	597.86	4,782.86
<b>Total 60300 · Public Improvements</b>	<b>8,192.58</b>		<b>14,981.39</b>
<b>60500 · Security &amp; Public Safety</b>			

The Grove Community Improvement District  
**Profit & Loss Budget Performance**  
July 2021 through January 2022

Grove	<u>Jul '21 - Jan 22</u>	Feb-Jun act	Projected FY 2022
60510 · Administration-Security	8,250.00		8,250.00
60530 · Thursday Security Patrols	8,742.50		8,742.50
60531 · Friday Security Patrols	13,850.00		13,850.00
60532 · Saturday Security Patrols	14,228.88		14,228.88
60533 · Sunday Security Patrols	4,080.00		4,080.00
60534 · Other Security Patrols	6,490.00		6,490.00
<b>Total 60500 · Security &amp; Public Safety</b>	<u>55,641.38</u>		<u>55,641.38</u>
<b>Total Expense</b>	<u>248,200.91</u>		240,693.02
<b>Net Ordinary Income</b>	<u>102,014.67</u>		
<b>Net Income</b>	<u><u>102,014.67</u></u>		<b>204,904.47</b>

## The Grove Community Improvement District Profit & Loss Budget Performance July 2021 through January 2022

Grove	Project FY 2023	
<b>Ordinary Income/Expense</b>		
<b>Income</b>		
40000 · Revenue		
46400 · Reserves		
46430 · Miscellaneous Revenue		
41000 · Parking Lot Revenue		
40150 · Special Assessments	90,000.00	
40100 · CID 1% Sales and Use Tax	300,000.00	
2015 Special Assessments		
40200 · Interest Earnings		
<b>Total 40000 · Revenue</b>	<b>390,000.00</b>	
<b>Total Income</b>		
<b>Gross Profit</b>		
<b>Expense</b>		
60270 · Sponsorships	54,600.00	
60100 · Administrative Support		
60110 · Administration-Park Central		
60110-A · Special Assignments		
60110 · Administration-Park Central - Other	50,680.00	
<b>Total 60110 · Administration-Park Central</b>		
60135 · General Liability Insurance	20,000.00	
60140 · Audit Services	8,000.00	
60130 · Directors & Officers Insurance		
60170 · Storage Facility	700.00	
60150 · Legal Services	4,000.00	
60165 · Miscellaneous		
60115 · Postage/Office Supplies		
<b>Total 60100 · Administrative Support</b>	<b>83,380.00</b>	
60400 · Public Services		
60410 · Litter Control	46,000.00	ATBM
60420 · Landscaping	4,500.00	??
<b>Total 60400 · Public Services</b>	<b>50,500.00</b>	
60200 · Marketing		
60210 · Advertising		
60215 · Promotional Materials	1,800.00	Photographer
60220 · Website & Design Services	12,200.00	Engagetaste and GoDaddy
<b>Total 60200 · Marketing</b>	<b>14,000.00</b>	
60300 · Public Improvements		
60315 · Street Lighting Impr-Electricit	9,000.00	
60325 · Holiday Decorations		
60310 · Grove Signs Electricity	1,550.00	
60320 · Grove Signs Repairs & Mnt	5,000.00	
<b>Total 60300 · Public Improvements</b>	<b>15,550.00</b>	
60500 · Security & Public Safety		

# The Grove Community Improvement District Profit & Loss Budget Performance July 2021 through January 2022

Grove		Project FY 2023
60510 · Administration-Security		
60530 · Thursday Security Patrols		
60531 · Friday Security Patrols		
60532 · Saturday Security Patrols		
60533 · Sunday Security Patrols		
60534 · Other Security Patrols		
Total 60500 · Security & Public Safety		210,600.00
Total Expense		428,630.00
Net Ordinary Income		
Net Income		(38,630.00) Pull from reserves